



# Adventures in Faith

## Jesus promises a Helper

Hi families,

Welcome to our 'Adventures in Faith' resource - Jesus promises a helper

This links to our Adventures in Faith - 'Jesus promises a helper' clip on the Youtube channel so do head on down there and check it out, especially for the craft which is fun but a little tricky this week.

<https://www.youtube.com/channel/UCe3BIPwidoXgGCKL7Fl41bw>



I'd love to hear your feedback, stories and see anything that the children have made.

Sharon

### Connection

Have you sometimes tried to do something on your own but then found it was too hard and asked for help?

### Tell the story

At the moment we are in the time frame of the story of Jesus when He has risen and his disciples are seeing the risen Jesus but before He ascended back to heaven. He repeatedly talks about the coming of the Holy Spirit, which we will look at specifically at Pentecost. So this week's story comes John 14: 15-21. These are the words of Jesus spoken to His disciples before His death which I'm sure the disciples would've been thinking of during this time and remembering His promise.

The key verse is John 14: 16

I will ask the Father, and he will give you another Helper. He will give you this Helper to be with you forever.

This is a wonderful verse picking up all three persons of the Trinity so this is a wonderful opportunity to begin to explore that concept and some of the activities below and in the video explore that.

### Explore the story

Recap the story - Jesus has died, they keep seeing the risen Jesus but He doesn't stay with them as He did before...

- what do you think they might be thinking?
- what from their time with Jesus do you think they'll be remembering?

Today's story comes from just before Jesus died so would be easy for them to remember...

- I wonder what they thought when they remembered Jesus said I'll send you another helper

### Reflection

God designed us as humans to be in relationship with Him and finding our ultimate help and support from Him. This all was broken at the Fall, when Adam and Eve sinned. We often do things on our own too without asking God for His help.


When Jesus died He took the punishment for our sin and so made a way for the relationship to be healed. So like never before we could know God with us always as helper, advocate, counsellor and friend.

### Faith in everyday life

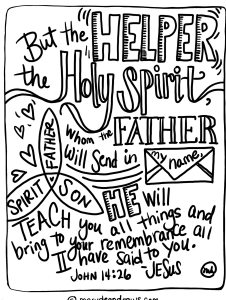
You know best the age and stage of your children but children do have a simple faith and are sometimes more accepting of the mystery of the Trinity and the Holy Spirit than adults. We do however need to be careful in the way we talk about the Holy Spirit always 'being there' so that it doesn't lead to fear.

### Prayer

• If prayer involves 'talking to God' and He has promised to be our helper we need to ask Him when we need help. Use the sheet below as a prompt to think about asking God for His help, guidance, wisdom etc



### Activities



• Colour in the verse (see below) and talk about it. Look at how it mentions the Trinity and how the Holy Spirit helps us remember what God says to us.

• Think about all the ways we help each other - how are they the same or different to the way that God helps us

• Trinity means '3', what can you do 3 of? 3 hops, 3 skips, 3 jumps, sing 3 songs, write 3 prayers? How many different things of 3 can you do?

• Think about the Trinity - brainstorm together - what do you know about the Father, Son and Holy Spirit? What is the same and what is distinctive to each one. Add to the sheet below in the spaces.

• Using lolly sticks or paper strips make the craft below with the 3 corners of the triangle representing Father, Son and Spirit but the whole triangle representing God.

• Think about how we feel about Father God, Jesus and the Holy Spirit. Which one do we like to talk about/ think about the most? Why do you think that is?




• Can you think of another way of showing the Trinity? Some people think of ice, water and steam? What do you think to that analogy?

• Have a go at making a Mobius strip with 3 flips and cutting it to make 3 distinct but interlinked circles to help you to think about the Trinity.

• Make your own interlinked 3 part symbol to represent God.



# Jesus promises a helper




Jesus promised to send the Holy Spirit as our helper. He can help us be patient and kind. He can guide us and give us wisdom and helps us to know that we are always loved by God.

Draw yourself here.



What do you want to ask the Holy Spirit to help you with? Write your requests in the speech bubbles.



© marydeandraws.com

From the wonderful Mary Dean - free for non commercial use.

<https://www.marydeandraws.com/2017/05/why-do-you-spend-your-money-for-that-html.html>

# Understanding the Trinity

Add in your own thoughts in the spaces.




## ***The Trinity is ...***

***God the Father is ... Almighty, Holy, Everlasting***




***God the Son is... Emmanuel (God with us), Redeemer,***



***God the Holy Spirit is... helper, guide,***



Can you use some lolly sticks or pieces of card and these pictures to make a Trinity triangle






# Trinity - 3 in one



Trinity - 3 in one - a picture of the Trinity



Cut the strip of paper off the side of this page - or

use a long strip from another piece of paper. This reminds us that we worship 1 God.

Fold the paper round to make a circle but before sticking the ends together make 3 twists. Each twist being a half turn.




Sellotape the ends together.



Make a small cut along the centre of the strip and continue to cut all the way round the strip.

When you have cut all the way around the curve it makes a longer thinner twisted curve. Use your fingers to separate out 3 circles, all joined together.



This remind us that within our one god there are 3 persons - Father, Son and Holy Spirit!

Watch the end video 'Jesus, promises a helper', again to see this done.

This video here also shows fun things to do with a Mobius strip. The one demonstrated here is number 3. <https://www.youtube.com/watch?v=QeeueeqOZWME&app=desktop>



**CHILDREN  
AND  
FAMILIES'**  
RESOURCES

Email your feedback, pictures and stories  
to Sharon

[sleeson@sjbchurch.co.uk](mailto:sleeson@sjbchurch.co.uk)



**ST JOHN  
THE BAPTIST  
CHURCH**  
LEICESTER