



# Adventures in Faith

## Treasure in heaven

Hi families,



Welcome to our 'Adventures in Faith' resource - Treasures in heaven

As a church have begun a new series on the practices of Jesus and being like Him. This week is 'Simplicity' so we are looking at that from the point of view of storing up treasure on earth or in heaven.

This resource links to our video clip 'Treasures in Heaven' which can be found on our Youtube channel so do head on down there and check it out on <https://www.youtube.com/watch?v=e7Pr7sx4XyU>

Sharon

### Connection

What are the things that you want most? All the time the adverts and in the magazines and newspapers and on TV encourage us to look a certain way and want certain things. Discuss with your children what adverts they have noticed and what pull they feel.

### Tell the story

As we start this new series looking at the practises of Jesus we begin by looking at this passage in Matthew. It was the teaching of Jesus right at the start of his ministry and is part of the sermon on the mount.

Here's the passage from Matthew 6, in the NIV Bible.

### Treasures in Heaven

6: 19 "Do not store up for yourselves treasures on earth, where moths and vermin destroy, and where thieves break in and steal. 20 But store up for yourselves treasures in heaven, where moths and vermin do not destroy, and where thieves do not break in and steal. 21 For where your treasure is, there your heart will be also.



To tell the story you can set the scene of how Jesus went up the mountain with His disciples and began to teach them. As He often does Jesus uses a practical picture to help us relate to a spiritual truth. In this one, it is of treasure. With your child you could think of Pirates and how they would like to steal treasure. You can think in Jesus day how they may have some very expensive clothes but if the moths got in the wardrobe all the clothes with get holes in them and be ruined. If they stored up expensive food the mice and rats could get in and eat it. He then contrasts that with Heaven where there are no thieves (or Pirates), moths or mice.

## Explore the story

Some questions to discuss...

- Do you think the disciples understood the story? Why?
- Why did Jesus use a story like this to teach us about something spiritual that will help us to follow Him?
- What do you think it means when Jesus says, where your treasure is, your heart is also?

## Reflection

For us now we still have a pull to store up 'things' although they may be different to in Jesus day. Jesus isn't saying it's bad to have 'things', more that if we make them our 'treasure', our goal, then it is only for this life and ultimately they won't go to heaven with us and things may happen in life's journey that mean we 'lose' them anyway or they simply wear out.



What is the pull to have 'more' of in this life? What 'toy' are we focussed on having or item do we want more of?

If the child is older we could also consider whether what we want more of is things or it could be friends, fame or approval from how we dress. All of this boils down to seeking our worth and approval from something other than God.

God wants us to know that we are His beloved children and from that place of security and sense of approval and worth we can live a life that follows God, cares for others and ultimately builds up treasure in heaven.

What do you and your child find a pull to want more of? Do we trust God to give us what we need?

## Faith in everyday life

As you see adverts reflect on what they are trying to persuade you to buy and why. Discuss how they make you feel.

Look for opportunities to build up treasure in heaven, point it out and if possible do that as a family. Ideas include, going to the food bank to support those in need, showing kindness, speaking encouraging words, reading the Bible/ Bible stories, spending time in prayer or worship, listening to God. I'm sure you'll think of your own too.

## Prayer

- As you identify the pulls to want more, ask God to help you to want to store up your treasure in heaven too.
- Make a heart 'treasure box' - you could talk and pray as you make it, write a prayer on the box before you fold it or write or draw a prayer to go inside.




## Activities

- Play Kim's game - put a number of items on a tray, let the children look at them for 30 seconds then cover the tray. Secretly remove one item. Uncover the tray and see if the children can guess which item has been removed.

This was the game that I played in the video with some of the items that Scorch had in his case. You may want to play this with toys from your child's room.



- Look at the sheet below and sort the items into treasure in heaven and on earth



- Use junk to make a treasure box - cardboard, egg box, or whatever you have.
- Decide what to put in your treasure box - you could make 'treasure' - maybe you want to link it with some of the items we have been discussing.



You could use the items on the sheet and decide if your box is a treasure on earth or on heaven and put the items in it.

- You may come to the conclusion that you have too much 'stuff'/ toys etc and want to reduce them. You could use the box to collect the items, or the names if them, whilst you think about what to do with them (more on that next week).



- Have a think about things you can do to build up treasure in Heaven and show kindness to others. Could you send a message, or a note, or a card?

Last week we talked about making some hearts and writing messages on them and sending them back to church so that we can distribute them to people in the church and encourage them to know they are loved and remembered. Send them to Sharon at [sleeson@sjbchurch.co.uk](mailto:sleeson@sjbchurch.co.uk)



## Treasure on earth or treasure in heaven?

Draw a line to each one to show if you think each action builds up fun things just here on earth or her lasting treasure in heaven.

loving others

trying to get  
lots of money

helping the  
poor

having a big  
house

being kind to  
others



needing to  
looking good  
or wear trendy  
clothes

playing  
Minecraft

playing on  
TikTok

having a  
phone

reading the  
Bible

wanting lots  
of friends

praying for  
others



following God

putting God  
first

being famous

encouraging  
others

spending  
time with God

making things more  
important than God

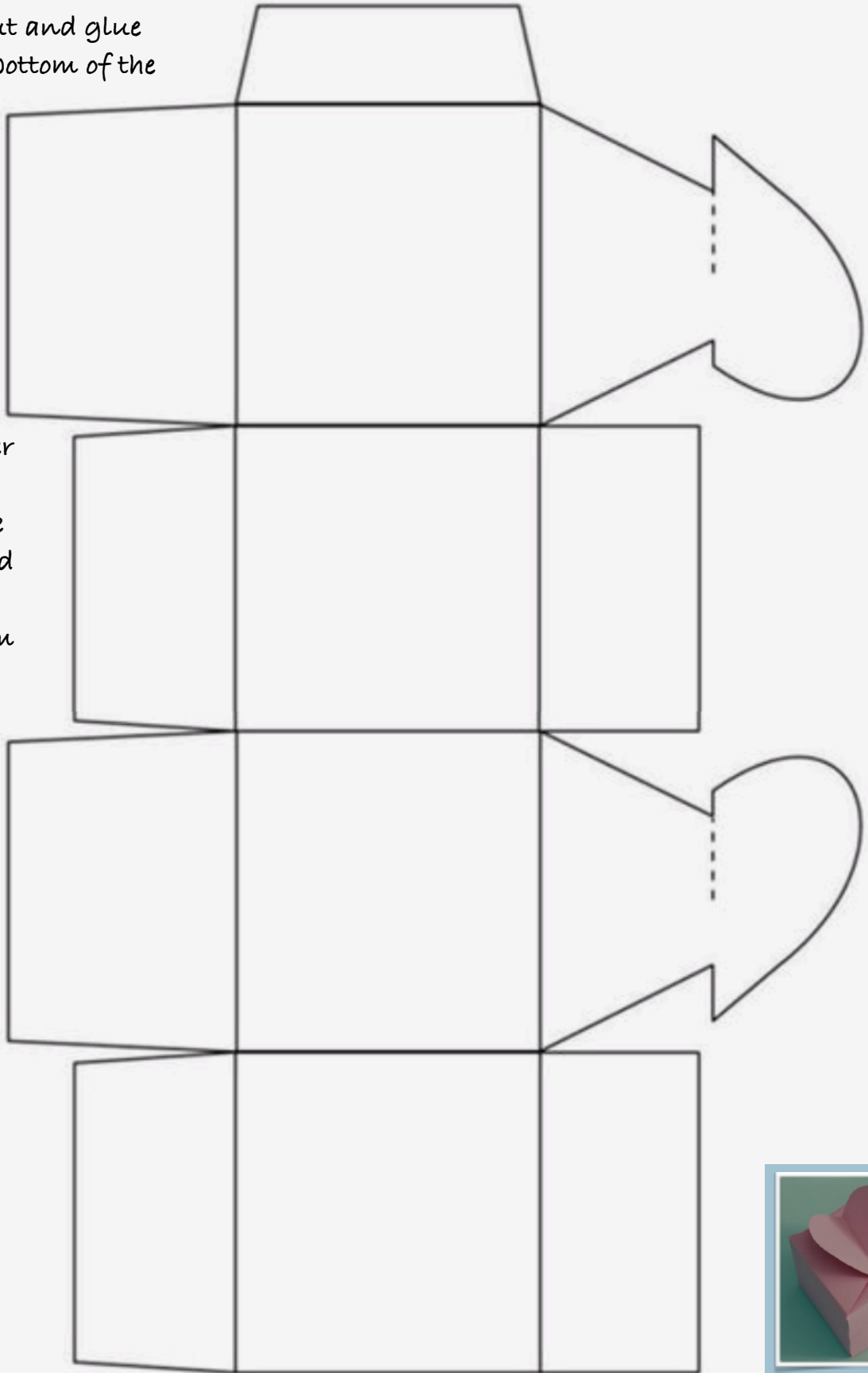
# HEART TREASURE BOX



Colour, cut out and glue the side and bottom of the box.

Cut the dotted lines and link together at the top to make a heart.

Write a prayer on the box or put one in the box to ask God to help your heart love Him first.






# Treasures in Heaven

## Crossword

# Treasures in Heaven

For where your treasure is, there your heart will be also.  
Luke 12:34 (NIV)

This puzzle is based on Luke 12:32-34 (NIV)



### ACROSS

2. The home where we will live forever with God
6. Valuable things such as gold, silver, jewels, or money
8. The organ that pumps blood through the body
9. Small in size
10. A group of sheep that live or feed together

### DOWN

1. Having little money or possessions
3. Filled with fear
4. An insect with wings similar to a butterfly, usually flies at night, and is attracted to light
5. Someone who steals
7. To exchange or deliver something for money

heaven  
thief

treasure  
heart

sell  
afraid

moth  
little

flock  
poor



**CHILDREN  
AND  
FAMILIES'**  
RESOURCES

Email your feedback, pictures and stories  
to Sharon

[sleeson@sjbchurch.co.uk](mailto:sleeson@sjbchurch.co.uk)



**ST JOHN  
THE BAPTIST  
CHURCH**  
LEICESTER