



# Adventures in Faith

## Jonah & the Big Fish

Hi families,

Welcome to our 'Adventures in Faith' resource - Jonah & the Big Fish

This links to our Adventures in Faith - Jonah & the Big Fish clip on the Youtube channel so do head on down there and check it out.

<https://www.youtube.com/channel/UCe3BIPwldoXgGCKl7Fi41bw>

I'd love to hear your feedback, stories and see anything that the children have made.

Sharon



### Connection

Have you ever been asked to do something and said 'no!?' God asked Jonah to do something very special in our story today but he really didn't want to.

### Tell the story

Have you ever been out in a boat? How did it feel was it calm water or more choppy? How would you feel about being in a boat in a storm. Let's go to the book of Jonah in the Bible and find out how he ended up in a boat going the opposite way to where God wanted him.

Jonah is a popular story, use the you tube clip above or a picture Bible to retell the story. The whole story can be found in the Bible in the book of Jonah in the Old Testament. It is also a great one to act out. You could write down the key points of the story and then as a family act out the story as you read the key points. You may even wish to video it to keep and watch again later.

### Explore the story

Depending upon the age of the children there are a number of points to explore in the story

- why did Jonah disobey God and head off in the opposite direction?
- why did God send the storm?
- what did the other sailors think when they heard that Jonah was running away from God
- how must Jonah have felt through this story being in the storm, thrown in the water and then swallowed by a huge fish?
- what do you think you would do if you were Jonah and found yourself in a big fish?
- what happened when Jonah finally did go and give God's message to the people of Ninevah

In the video I stopped the story there. In the Bible it goes on to explain that despite the people of Ninevah turning to God Jonah was still sulky about it all. He may have been really struggling with God's mercy and compassion toward those that mistreated the Israelites, preferring revenge rather than mercy and forgiveness.

### Reflection

Are we willing to forgive and see God's grace and mercy or do we like revenge?

Do we every feel like we're stuck with no where to go like Jonah in the belly of the big fish, not being able to do all the things that he wanted to do?

## Faith in everyday life

As situations arise and we get annoyed with each other and want to 'get them back' remind your children that God is a God of mercy and second chances if people are sorry.

As the frustration of staying in the house at this time of Covid-19 and not being able to do everything we want to do come to the surface support your children in taking their thoughts and prayers to God just as Jonah prayed in the belly of the big fish.

## Prayer

- See below more information on a Jonah related prayer activity involving making a den.




## Activities

- Make a 'giant fish' and use it to help you to retell the story
- Complete the Jonah word search below
- Cut out and make the Jonah inside the belly of the big fish craft below



- Be creative at meal times with a Jonah inspired plate of food



- Be creative with pen and paper and have a go at Bible Journalling - see details below

- Use paper plates and cellophane or cling film to make a 3D big fish with Jonah and the contents of the

fishes stomach inside (ugh!)

- Use or make a paper cup, add tails and eyes. Make a weighted Jonah and attach him with string. Can you flick the cup and get Jonah inside the big fish?



- Using a close peg and some cardboard make a fish that opens its mouth to reveal Jonah.

# Bible Journalling



Bible journalling is thinking about the words of the Bible and then writing out the words or drawing.

Have a go at Bible journalling Jonah's prayer in Jonah chapter 2.

Draw or paint the sea on your page.

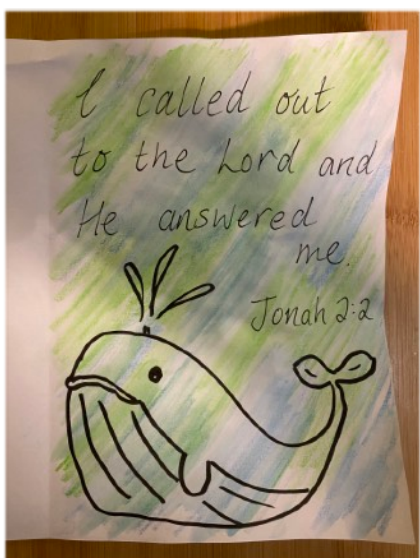


Draw on your big fish. You may like to give him a big tummy to fit Jonah in and don't forget his tail.

Write out Jonah's prayer on the picture.

"I called out to the Lord and He answered me"

Jonah 2:2



Finish colouring in your picture.

Say your own prayer whilst you draw and paint.



# Hear my Prayer



We are currently living in unusual times when many of us are not able to go out as much as we use to and we don't have the freedom to do everything that we want to do.

We may feel a little like Jonah, sad and on our own. We may feel frustrated or upset or even quite at peace.

However we feel, it is a perfect time to stop and pray.

## Jonah prayer den




Make a prayer den that will remind you of being in the fish's belly. Sit or lay in your den with paper and pens that you like to draw and write with.

Draw a large fish or even just the sea.

Pause and pray - how are you feeling right now? Tell God how you feel and write it on your fish.

Continue to talk to God as you colour in your picture.

Remember that God loves you so much and He is always with you even though we can't see Him.




# Jonah and the big fish

T S H N K F Y S P S J E L S B  
U W M S W J E B F M P S T T E  
M A C D I J O N A H C S Q O L  
E L H P Y F L Z I Q A B J L L  
R L A K S A G E R E V E T N Y  
M O E R C E M I S O W N T G I  
Y W G T I E P Y B V E A O R C  
N E N Z V S O V Z P R K P R Z  
H D O R I U E Q E S D R O L F  
H E V E N I N R H K L L A F E  
E J D Y X P C I W B T R M T G  
B G N A B T S E F H A Y U M P  
G K A R R H Y O R Z P E G H V  
I D B P T D L E D W X U J K V  
Y S I I R S E W M K I V E Q C

**FIND THE WORDS FROM THE STORY  
OF JONAH IN THE WORDSEARCH**

ARISE  
BELLY  
BIGFISH  
HURL  
JONAH  
LORD  
LOTS  
NINEVEH  
PRAYER  
REPENT  
SEA  
SWALLOWED  
TARSHISH  
THREE



# Jonah & the Big Fish

You will need:

- Thin card
- Scissors
- Blu-tack / Poster putty
- 1 split pin
- Needle
- Cotton
- Colouring pens or pencils

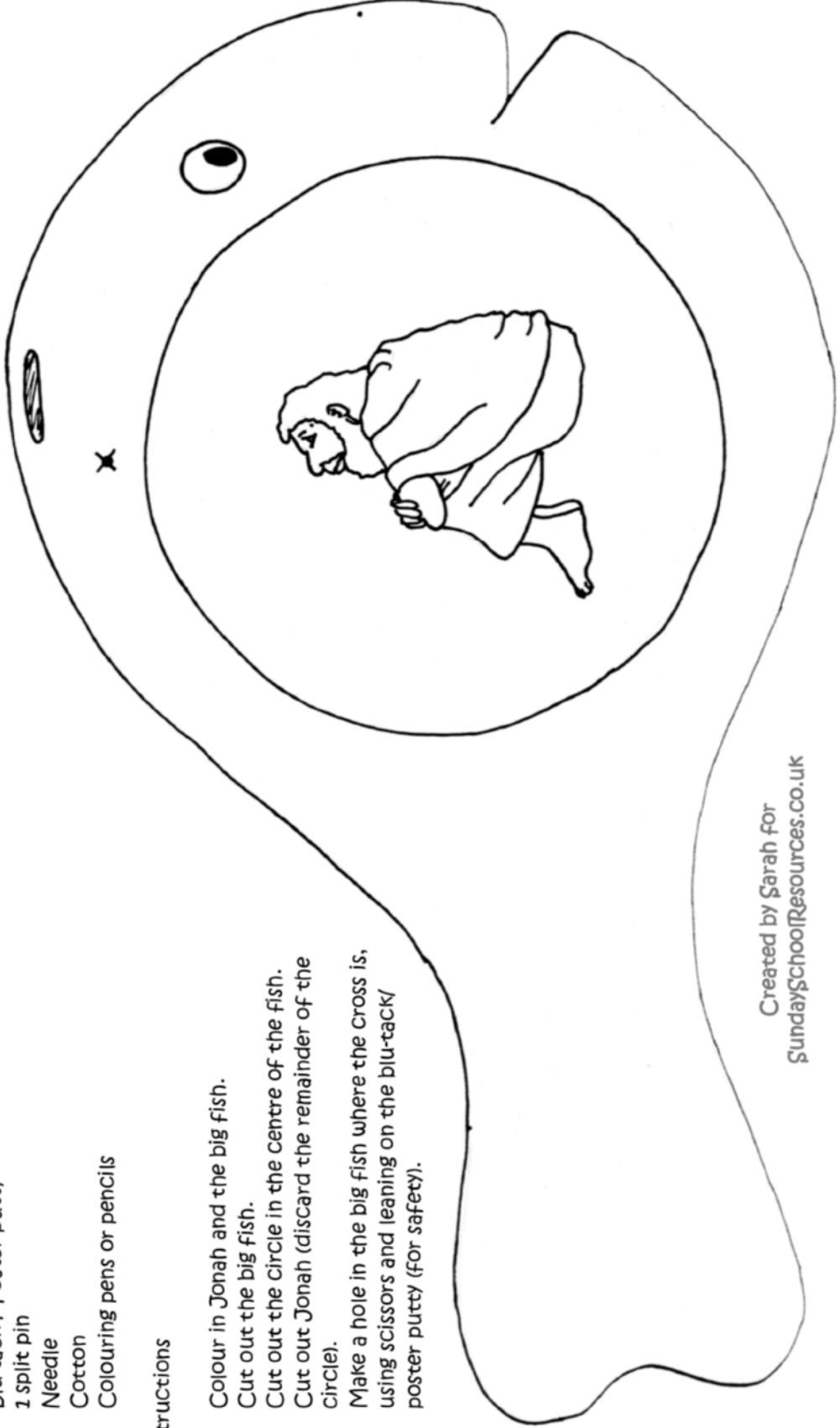
Instructions

1. Colour in Jonah and the big fish.
2. Cut out the big fish.
3. Cut out the circle in the centre of the fish.
4. Cut out Jonah (discard the remainder of the circle).
5. Make a hole in the big fish where the cross is, using scissors and leaning on the blu-tack/poster putty (for safety).

6. Put a split pin in the hole.
7. Thread some cotton on to the needle.
8. Where the small dot on Jonah's head is, use the needle to thread the cotton through at this point (lean on blu-tack/poster putty).
9. Form a loop with cotton and tie it in a knot, ensuring the length will suspend Jonah in the middle of the fish's tummy.



*Follow the instructions below to make Jonah in the big fish.*



Created by Sarah for  
SundaySchoolResources.co.uk



**CHILDREN  
AND  
FAMILIES'**  
RESOURCES

Email your feedback, pictures and stories  
to Sharon

[sleeson@sjbchurch.co.uk](mailto:sleeson@sjbchurch.co.uk)



**ST JOHN  
THE BAPTIST  
CHURCH**  
LEICESTER